



FOR EXCELLENCE IN MIAMI-DADE PUBLIC SCHOOLS

2020-2021

Ideas With **IMPACT**



idea packet

sponsored by:



ASSURANT®

**Instagram
Word Wall**

Instagram Word Wall

Disseminator Name: Lissette Trelles

Email Address: LissetteTrelles@dadeschools.net

School: J.C. Bermudez Doral Senior High School

School Mail Code: 7641




Table of Contents

Goals and Objectives.....	1
Florida Standards.....	2-3
Course Outline/Overview.....	4
Lesson Plans	5-6
Step-by-step guide in implementing.....	7-8
Handout for students.....	9
Resource List.....	10

Goals and Objectives

Goals:

The purpose of this project is to collaborate with peers to demonstrate understanding of figurative language, word relationships, and nuances in word meanings. This project allows the use of technology; Microsoft Word, Power Point, or another technology source may be used to complete the Instagram Word Wall Assignment.

The main goal of this project is to engage the students in an exciting, hands-on project that culminates from studying vocabulary. The project makes the lesson fun, and, therefore, enables students to achieve higher assessment results. This project is meant to foster creative expression and understanding of a lesson concept that goes beyond traditional paper-pencil method.

Objectives:

After this lesson, students will be able to:

- Discuss the benefits of an expanded vocabulary
- Explain how gamification increases vocabulary
- Discuss how word root structure extends vocabulary

This can be used for multiple grade levels and across subjects. It is a fun way for students to understand new vocabulary words.

Florida Standards

LAFS.910.RL.2.4 Determine the meaning of words and phrases as they are used in the text, including figurative and connotative meanings; analyze the cumulative impact of specific word choices on meaning and tone (e.g., how the language evokes a sense of time and place; how it sets a formal or informal tone). Cognitive Complexity: Level 3: Strategic Thinking & Complex Reasoning

LAFS.910.W.2.6 Use technology, including the Internet, to produce, publish, and update individual or shared writing products, taking advantage of technology's capacity to link to other information and to display information flexibly and dynamically. Cognitive Complexity: Level 3: Strategic Thinking & Complex Reasoning

LAFS.910.SL.2.5 Make strategic use of digital media (e.g., textual, graphical, audio, visual, and interactive elements) in presentations to enhance understanding of findings, reasoning, and evidence and to add interest. Cognitive Complexity: Level 3: Strategic Thinking & Complex Reasoning

LAFS.910.L.1.1 Demonstrate command of the conventions of standard English grammar and usage when writing or speaking. a. Use parallel structure. b. Use various types of phrases (noun, verb, adjectival, adverbial, participial, prepositional, absolute) and clauses (independent, dependent; noun, relative, adverbial) to convey specific meanings and add variety and interest to writing or presentations. Cognitive Complexity: Level 3: Strategic Thinking & Complex Reasoning

LAFS.910.L.3.4 Determine or clarify the meaning of unknown and multiple-meaning words and phrases based on grades 9–10 reading and content, choosing flexibly from a range of strategies. a. Use context (e.g., the overall meaning of a sentence, paragraph, or text; a word's position or function in a sentence) as a clue to the meaning of a word or phrase. b. Identify and correctly use patterns of word changes that indicate different meanings or parts of speech (e.g., analyze, analysis, analytical; advocate, advocacy). c. Consult general and specialized reference materials (e.g., dictionaries, glossaries, thesauruses), both print and digital, to find the pronunciation of a word or determine or clarify its precise meaning, its part of speech, or its etymology. d. Verify the preliminary determination of the meaning of a word or phrase (e.g., by checking the inferred meaning in context or in a dictionary). Cognitive Complexity: Level 2: Basic Application of Skills & Concepts

LAFS.910.L.3.5 Demonstrate understanding of figurative language, word relationships, and nuances in word meanings. a. Interpret figures of speech (e.g., euphemism, oxymoron) in context and analyze their role in the text. b. Analyze nuances in the meaning of words with similar denotations. Cognitive Complexity: Level 3: Strategic Thinking & Complex Reasoning

LAFS.910.L.3.6 Acquire and use accurately general academic and domain-specific words and phrases, sufficient for reading, writing, speaking, and listening at the college and career readiness level; demonstrate independence in gathering vocabulary knowledge when considering a word or phrase important to comprehension or expression. Cognitive Complexity: Level 2: Basic Application of Skills & Concepts

The above standards only specify 9th and 10th grade English, but this project meets standards for all grade levels (K-12) and subjects. A multitude of Common Core standards are easily met across the curriculum with this assignment.

Course Outline/Overview

Course Outline:

English Language Arts (ELA) supports the development of literacy to impact student achievement.

This project may be used across multiple grades and subject areas.

Overview:

Technology tools and applications have the power to help students collaborate, connect, create, reflect, make meaning, and demonstrate their knowledge of concepts learned in the classroom and world.

Lesson Plan

Goals:

The purpose of this project is to collaborate with peers to demonstrate understanding of figurative language, word relationships, and nuances in word meanings. This project allows the use of technology; Microsoft Word, Power Point, or another technology source may be used to complete the Instagram Word Wall Assignment.

The main goal of this project is to engage the students in an exciting, hands-on project that culminates from studying vocabulary. The project makes the lesson fun, and, therefore, enables students to achieve higher assessment results. This project is meant to foster creative expression and understanding of a lesson concept that goes beyond traditional paper-pencil method.

Objectives:

After this lesson, students will be able to:

- Discuss the benefits of an expanded vocabulary
- Explain how gamification increases vocabulary
- Discuss how word root structure extends vocabulary

This can be used for multiple grade levels and across subjects. It is a fun way for students to understand new vocabulary words.

Learning Activities/Agenda:

1. Introduce students to new vocabulary words.
2. Introduce students to the “Instagram Word Wall” assignment.
3. Assign students a vocabulary word and have them complete their own “Instagram Word Wall” project.
4. Students present their final product. The presentations allow students to further understand the vocabulary word.

Assessment of student learning: Vocabulary quiz/test.

ESOL Content Area Instructional Strategies Multisensory Activities:

- Introduction of Topic Through Building

- Highlighting of Text
- Simplification of Text
- Diversification of Activities
- Cooperative Teaching and Learning
- Visual Aids
- Additional Time
- Peer-Assisted Learning
- Link current lessons to prior lessons or background knowledge
- Break down complex information
- Oral & Visual Cues
- Repeat, Paraphrase, summarize at end of discussion

Step-By-Step Guide for Implementing

The purpose of the project is to collaborate with peers to demonstrate understanding of figurative language, word relationships, and nuances in word meanings. This project allows the use of technology; Microsoft Word, Power Point, or another technology source may be used to complete the Instagram Word Wall Assignment.

The assignment is printed on photo paper or on computer paper and must fit in a sheet protector.

Steps:

- 1) Introduce students to new vocabulary words.
- 2) Introduce students to the “Instagram Word Wall” assignment. (Pg. 9)
- 3) Assign students a vocabulary word and have them complete their own “Instagram Word Wall” project.
- 4) Students present their final product. The presentations allow students to further understand the vocabulary word.
- 5) Use the painters tape to connect the sheet protectors. This now becomes your Word Wall display in the classroom and it can be interchanged as new words are introduced.

The student follows a checklist (See below).

Checklist

- 1) __ Small picture of the person posting the image (this should reflect understanding of word)
- 2) __ Username of the person posting the picture (this should reflect understanding of word)

- 3) __ Picture reflecting word or sentence (this may even be a quote reflecting understanding of the word)
- 4) __ Add word on the picture
- 5) __ Heart image to show who has liked the photo
- 6) __ At least two usernames of those who like the photo (it should reflect understanding) Example: For wanderlust someone that would like this photo may be lordoftherings1937◇ J.R.R. Tolkein wrote Lord of the Rings and he said this quote which reflects the extreme desire to travel and explore the world. Therefore, someone with that username would probably like this quote and it shows my understanding of the word.
- 7) __ Quote bubble image
- 8) __ Sentence using the vocabulary word in the correct context
- 9) __ Four or more hashtags (the first four are specific) 1- #The word, 2- #quick definition, 3- #hashtag reflecting posted picture, The fourth hashtag and on may reflect other tags to reflect word/sentence, etc. Idea: 4- #synonym

(Use the following handout for students)

Name: _____ Date: _____ Period: _____

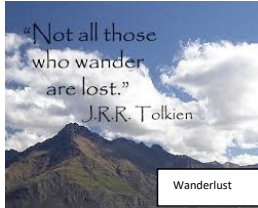
Instagram Word Wall Assignment

Use Pic Collage (phone app), Microsoft Word, Power Point, or another technology source to complete your Instagram Word Wall Assignment. This assignment is a **technology only** assignment. Print on photo paper or on computer paper. Sizes may be 8x10, 5x7, or 4x6. Write your **name, date, period, and assignment title** on the back.

Print or write the checklist below on a separate sheet of paper.

Checklist

- 1) Small picture of the person posting the image (this should reflect understanding of word)
- 2) Username of the person posting the picture (this should reflect understanding of word)
- 3) Picture reflecting word or sentence (this may even be a quote reflecting understanding of the word) Ex. Wanderlust



- 4) Add word on the picture
- 5) Heart image to show who has liked the photo
- 6) At least two usernames of those who like the photo (it should reflect understanding) Example: For wanderlust someone that would like this photo may be lordoftherings1937 → J.R.R. Tolkein wrote Lord of the Rings and he said this quote which reflects the extreme desire to travel and explore the world. Therefore, someone with that username would probably like this quote and it shows my understanding of the word.
- 7) Quote bubble image
- 8) Sentence using the vocabulary word in the correct context
- 9) Three or more hashtags (the first three are specific) 1- #The word, 2- #quick definition, 3- #hash tag reflecting posted picture. **Fourth hashtag and on** may reflect other tags to reflect word/sentence, etc. Idea: 4- #synonym
- 10) Topnotch quality

Grade: _____ 9-10 A 8- B 7- C 6-D 5-F


Example:

Diagram illustrating the components of an Instagram post for the word "Talons":

- Small picture of person posting picture:** Points to the small profile picture of the user "Theoneandonly".
- Username of the person posting the:** Points to the main username "Theoneandonly".
- Picture reflecting word or sentence:** Points to the image of a hand holding a sword hilt with the word "Talons" written across it.
- Add word on the picture:** Points to the word "Talons" written on the image.
- Heart to show who has liked the photo:** Points to the red heart icon.
- At least two usernames of those who like the photo:** Points to the usernames "KingHrothgar" and "TeamGeat" listed below the heart.
- Quote bubble:** Points to the speech bubble containing the text "It felt like victory having Grendel and his talons in my hard grip!".
- Sentence using the vocabulary word in the correct:** Points to the text in the quote bubble.
- Three or more hashtags:** Points to the hashtags "#talons #claw #newtrophy".
- *They are specific- see above:** A note indicating that the first three hashtags are specific to the word and image.

Resource List


 Mobile devices

 Applications: Multiple apps may be used to create this assignment. Below are a few...

- Pic Collage
 - PicsArt
 - Canva
- Collage Maker
 - Pic Stich
- Genius Scan (This application works well for those who completed the assignment by hand and need to scan/upload the assignment.)

 Supplies and supplemental materials:

Supply List
Paper: Unlined paper, colorful construction paper, or computer paper.
Sheet Protectors
Painters Tape
Printer
Pens, Markers, Color Pencils, Crayons (This would be for the student who would like to create their piece by hand).

 Use the painters tape to connect the sheet protectors. This now becomes your Word Wall display in the classroom and it can be interchanged as new words are introduced.

